

Name: \_\_\_\_\_ Date: \_\_\_\_\_ # \_\_\_\_\_

# “What illustrators Do”

## Story, Vocabulary, and Grammar Review

Match each word to its definition. Practice reading each vocabulary word and practice using each word in a sentence.

- |                   |   |
|-------------------|---|
| _____ textures    | a. to draw a picture                                      |
| _____ style       | b. an example   |
| _____ illustrate  | c. a particular way of doing something                    |
| _____ instance    | d. ideas or plans   |
| _____ sketches    | e. the feel or look of a surface (can be rough or smooth) |
| _____ suggestions | f. simple drawings that are done quickly                  |

7. Choose one of the vocabulary words and write a meaningful sentence with it.

---

---

8. What is a synonym for **sketch**? \_\_\_\_\_

**Directions:** Use *What Do Illustrators Do* to answer the following questions. Be sure to include a sentence starter, capital letter, and correct punctuation.

9. What does one illustrator in the story do to show how fast the beanstalk grows?

Page # \_\_\_\_\_

---

---

10. What are two skills a good illustrator must have?

---

---

11. How can you figure out the meaning of the word *dummy* on page 301?

---

---

## Grammar Review

### Sentence Combining with Verbs

- Join two sentences with the same subject by combining the predicates.
- Combine the predicates with *and*.

**Directions:** Each pair of sentences below shares a subject. Make them into one sentence by using the word *and* to join the predicates. Write the new sentence on the line.

13. The child cries. The child screams.

---

---

14. The students watched movies. The students ate popcorn.

---

---

15. The teacher points to the picture. The teacher explains it.


---

---

Name: \_\_\_\_\_ Date: \_\_\_\_\_ # \_\_\_\_\_

# Sequencing

**Directions:** As you read, think of the important events from our story. Choose three important events to write about. Be sure to use order words (first, next, last) to tell about the event. Then draw a picture for each event.




---

---

---

---




---

---

---

---



---

---

---

---